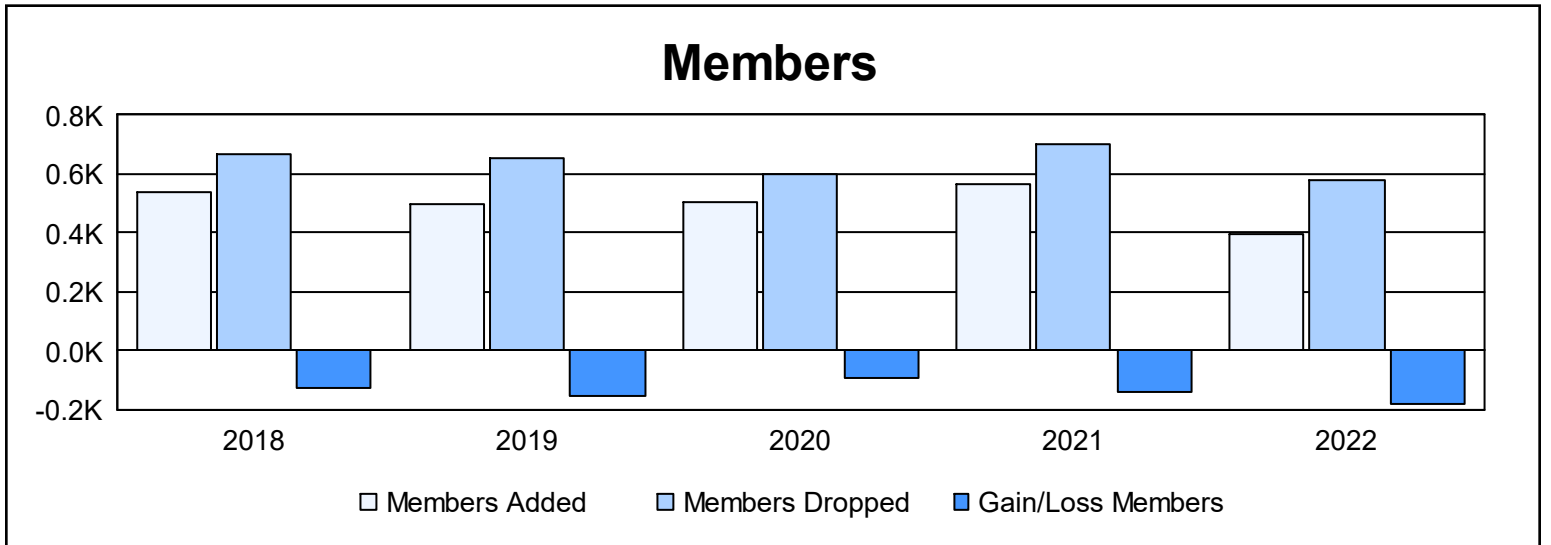
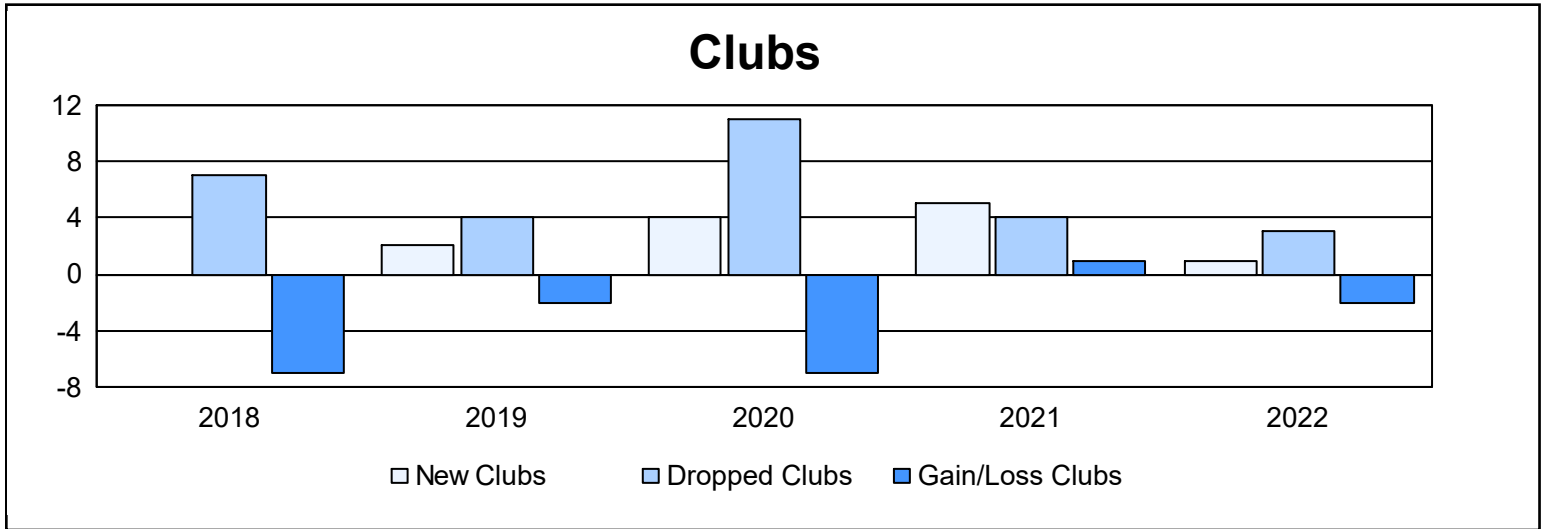
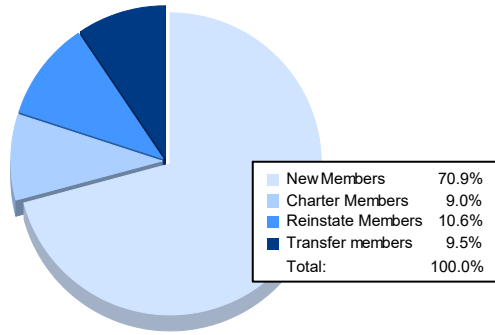


Year	New Clubs	Dropped Clubs	Gain/ Loss Clubs	New Members	Charter Members	Reinstate Members	Transfer Members	Total Member Added	Total Members Dropped	Gain/ Loss Members
2017-2018	0	7	-7	417	16	46	62	541	669	-128
2018-2019	2	4	-2	356	47	52	40	495	652	-157
2019-2020	4	11	-7	273	153	27	53	506	600	-94
2020-2021	5	4	1	298	180	48	40	566	704	-138
2021-2022	1	3	-2	282	36	42	38	398	578	-180
<b>Average</b>	<b>2</b>	<b>6</b>	<b>-3</b>	<b>325</b>	<b>86</b>	<b>43</b>	<b>47</b>	<b>501</b>	<b>641</b>	<b>-139</b>



### Membership Composition June 2022 Cumulative



### Gender Composition June 2022 Cumulative

